

LSP Life Sciences Fund N.V.

Report on the first half of 2013

LSP LIFE SCIENCES FUND N.V.

(no audit or limited review is performed)

Report on the first half of
2013

Visiting address

Johannes Vermeerplein 9
1017 DV Amsterdam
The Netherlands

Website

www.lsplifesciencesfund.com

Fund Manager

LSP Advisory B.V.
Johannes Vermeerplein 9
1017 DV Amsterdam
The Netherlands

Legal and Tax advisor

Clifford Chance LLP
Droogbak 1a
1013 GE Amsterdam
The Netherlands

Fund Agent and Administrator

KAS BANK N.V.
Nieuwezijds Voorburgwal 225
1012 RL Amsterdam
The Netherlands

Custody Bank

KAS BANK N.V.
Nieuwezijds Voorburgwal 225
1012 RL Amsterdam
The Netherlands

Auditor

KPMG Accountants N.V.
Laan van Langerhuize 1
1186 DS Amstelveen
The Netherlands

CONTENTS

PROFILE.....	4
DIRECTORS' REPORT	6
BALANCE SHEET on 30 June 2013	8
PROFIT AND LOSS ACCOUNT for the period 1 January – 30 June 2013	9
CASH FLOW STATEMENT for the period 1 January – 30 June 2013.....	10
SELECTED NOTES TO THE REPORT ON THE FIRST HALF OF 2013.....	11
OTHER INFORMATION.....	24

PROFILE

General information

LSP Life Sciences Fund N.V. (the Fund) is a public company with the status of an investment company with variable capital organised and established under the laws of the Netherlands on 18 April 2011. The Fund has its statutory seat in Amsterdam, the Netherlands and is registered at the Trade Register of the Chamber of Commerce in Amsterdam under file number 52545474. The Fund is an open-end investment fund listed on Euronext Amsterdam. The Fund qualifies as a tax-exempt investment fund within the meaning of article 6a of the Dutch corporate income tax act. Accordingly, the Fund is not subject to Dutch corporate income tax.

Investment strategy

The Fund's primary investment objective is to achieve capital appreciation by investing in a diversified, yet concentrated portfolio of publicly listed life sciences companies (including biopharmaceutical, specialist pharmaceutical, medical device, drug delivery, vaccine and diagnostic companies). The majority of the Fund's portfolio will consist of European companies listed on one of the (main) European stock exchanges, with a market capitalization of below Euro 1 billion at the time of investment. The Fund Manager believes that in particular this sub-segment of companies – generally referred to as the small- and midcap segment – offers great potential for value growth. Typically, these companies will have developed a suite of innovative technologies that offer benefit over existing technologies and approaches. In addition, these companies have frequently established a product development pipeline that consists of therapeutics that have the potential to offer clinical benefit to a large and/or underserved market. The Fund intends to specifically target those companies that are projected to realize important clinical, regulatory or commercial milestones, value-enhancing partnerships and/or offer M&A potential. By doing so, the Fund expects to benefit from the value increases that frequently accompany the announcement of such milestones, partnerships or M&A transactions.

Sustainable and responsible investing (SRI)

Sustainable and responsible investing means giving due consideration to environmental, social and governance (ESG) investment risks and opportunities – the pillars of the Sustainability model. The Fund uses these Sustainability measures, combined with more traditional methods of financial and company evaluation methods, to identify the very best investment opportunities.

The due diligence process of the Fund is structured and well-validated in the selection of companies with the 'best-in-class' approach within sub-sectors of our target market. On a macro level, an assessment is performed of the key need for the products which are the core assets of the company, the competitive environment in which the companies operate as well as of potential future developments which may impact the sustainability of the company's approach. On a company specific level, the key medical benefits of each of the products within the portfolio and their potential social and environmental impact are analysed. Furthermore the quality of management and their approach to corporate governance issues which may impact the company's reputation and investor confidence are reviewed as part of the due diligence process.

By focusing on sustainable investments in life sciences companies, the Fund believes that its investments help to support the development of all manner of medical innovation which could promote a better quality of life and increase life expectancy. In developing drugs, vaccines and other solutions for unmet medical needs or expanding the availability of medications, companies within the life sciences sector help to keep people healthier for longer, thereby improving productivity through reduced sick leave and reducing the burden on the healthcare system and society.

Fund Governance

The Fund is managed by LSP Advisory B.V. as sole managing director of the Fund. LSP Advisory B.V. is a wholly owned subsidiary of LSP Management Group B.V.

The Fund Manager is responsible for the entire management of the Fund in accordance with the provisions of the Fund's organizational documents and applicable laws. The investment team of the Fund Manager consists of three individuals - Mark Wegter, Joep Muijers and Geraldine O' Keeffe – who have complementary investment skills and backgrounds relevant to the Fund's business.

The investment team receives full support from the in-depth industry knowledge of the entire cross-Atlantic and pan-European LSP organization. The Fund Manager is further supported by LSP's established, global network of advisors and experts who bring specific expertise essential for performing in-depth due diligence on potential and existing investee companies.

The Fund Manager has been granted a license pursuant to Article 2:65 of the Dutch Financial Markets Supervision Act (Wft) by the Authority for the Financial Markets on 12 April 2011.

The Supervisory Board of the Fund comprises of three members, all having relevant expertise on the Fund's business. The principal duties and responsibilities of the Supervisory Board include (i) the supervision of the management of the Fund as performed by the Fund Manager as well as to supervise the general course of affairs of the Fund, and (ii) resolving any conflict of interest situation the Fund is involved in.

DIRECTORS' REPORT

Investment Performance

As per the end of June 2013, the Fund has been operational for over two years and has performed well over that period. Having launched the fund in May 2011 at € 100 a share, we made a suite of investments over the intervening period. Again, as we have seen in 2012, a number of these investments have achieved major value increasing milestones during the past six months. As a result, the Net Asset Value per share moved from Euro 104.08 as at 31 December 2012 to Euro 123.38 (plus 18.5%) as at 30 June 2013. The Fund recorded a profit for the period of Euro 7.88 million. As outlined in the prospectus, the Fund aims to provide absolute return for its investors. The Fund Manager is of the opinion that there is no proper benchmark available, which can be used to evaluate the Fund's performance. Therefore, no comparative benchmark data is presented in this report. Importantly, as previously stipulated in our last Director's report, we focus to a lesser extent on short term investment opportunities and remain convinced of our strategy of building a balanced portfolio with investments that offer upside in the mid- to long term (on average 1 to 2 years). Our portfolio primarily holds investments in companies that have a market cap below Euro 1 billion, a space of limited investor focus. As at 30 June 2013 the portfolio amounted to Euro 47.45 million, holding 13 names.

The portfolio consists exclusively of equity(-derived) positions in listed life sciences companies that jointly provide a balanced - yet concentrated - exposure to the sector. Investments have been spread across clinical stage of development, disease area, geography, field of technology and business model. The majority of the investments in the period were in the area of drug development, combined with investments in innovative diagnostics, medical devices and specialty pharma companies. Equity stakes were predominantly below 5% of the portfolio company's outstanding capital, the exact size depending on company specific factors such as liquidity, market capitalization, timing of expected news flow and long term outlook. Holding periods consequently varied. The vast majority of the investments were in European companies. Again, as we have seen in 2012, we were offered participation in a number of structured investment opportunities, providing for additional upside to the fund. The monthly reports of the Fund that are published on the Fund's website provide the current portfolio composition and list as well the top-5 best performing stocks of the respective month.

Outlook

As we described in our last Director's report, we continue to believe there is substantial upward potential in the LSP Life Sciences Fund, with significant additional milestones and news flow expected from its portfolio companies in the year 2013. Already, some of the anticipated milestones have materialized in the first half of the year, as exemplified by the strong performance of the fund over that period. We believe there is further upward potential in the current portfolio investments in the second half of this year, should certain anticipated milestones materialize in favour of the investment companies. Going forward, the Fund will continue to selectively add and dispose of companies in line with its investment strategy.

Fund's risk management

The Fund has established a risk management function that monitors the risks, among other things, on the basis of periodic reports from the fund administrator and other service providers. Please refer to pages 20 - 22 of the financial statements for a more detailed description.

Fund policy regarding voting rights and voting conduct

The Fund Manager will actively exercise, or deliberately refrain from exercising, voting rights attached to the Fund's shares in its portfolio companies. The Fund Manager will determine the manner in which voting rights are being exercised on a case-by-case basis, but at all times in the best interests of the Fund and the investors of the Fund. During the first half of 2013 the Fund Manager has not exercised its voting rights.

Administrative organization and internal controls

The Fund Manager and the Fund have documented the administrative organization and internal controls in accordance with the Dutch Financial Markets Supervision Act (Wft) and the Decree on Market Conduct Supervision of Financial Business (Bgfo). During the reporting period we have reviewed the various aspects of our operations. Our work did not find anything that would lead us to conclude that the administrative organization and the system of internal controls as referenced in article 121 of the Bgfo does not satisfy the requirements as laid down in the Bgfo and related regulations. Furthermore, we did not find that the administrative organization and internal controls are ineffective or that they do not operate in accordance with their description.

Based on the above, we declare as Fund Manager of the LSP Life Sciences Fund N.V. that we are in possession of a description of the administrative organization and internal controls in accordance with Article 121 of the Bgfo, which fulfils the requirements of the Bgfo. We also state with a reasonable degree of certainty that the administrative organization and the system of internal controls was effective and operated in accordance with its description during the reporting period.

The director of LSP Life Sciences Fund N.V. confirms to the best of its knowledge that:

- the financial statements for the first half of 2013 have been prepared in accordance with the statutory provisions of Part 9, Book 2 of the Netherlands Civil Code and give a true and fair view of the assets, liabilities and financial position of LSP Life Sciences Fund N.V. as at 30 June 2013 and of its result for the period then ended.
- the report includes a fair review of the key developments of the Fund during the period and the effects thereof on the half year report, together with the principal risks and uncertainties of upcoming six months.
- the report provides adequate disclosure of the principal transactions with related parties.

The director

LSP Advisory B.V.

Mark Wegter

Joep Muijers

Geraldine O'Keeffe

BALANCE SHEET on 30 June 2013

(in thousands of Euro's, before appropriation of the result)
(no audit or limited review is performed)

	Note	30 June 2013	31 December 2012
Assets			
Investments	1		
Investments in securities		42,024	31,577
Investments in derivatives		5,422	3,195
		<u>47,446</u>	<u>34,772</u>
Receivables			
Issued capital receivable from shareholders		2,267	4
Other assets			
Other assets	2		
Intangible assets		98	117
Cash accounts		6,976	6,549
		<u>7,074</u>	<u>6,666</u>
Total Assets			
		<u>56,787</u>	<u>41,442</u>
Liabilities and shareholders' equity			
Shareholders' equity	3		
Issued share capital		436	397
Share premium		43,861	39,273
Legal and statutory reserve		98	117
Other reserves		1,510	-6,379
Unappropriated result		7,884	7,870
		<u>53,789</u>	<u>41,278</u>
Current liabilities			
Current liabilities	4		
Creditors and accrued expenses		2,998	164
Total Liabilities and shareholders' equity			
		<u>56,787</u>	<u>41,442</u>
Net Asset Value per share		123.38	104.08

PROFIT AND LOSS ACCOUNT for the period 1 January – 30 June 2013

(in thousands of Euro's)

(no audit or limited review is performed)

	Note	30 June 2013	30 June 2012
Realized movements in investments and other assets	5		
Realized movements on securities		1,424	1,549
Unrealized movements in investments and other assets	5		
Unrealized movements on securities		5,050	2,177
Unrealized movements on derivatives		2,227	1,235
Currency results on cash accounts		299	-301
		<u>7,576</u>	<u>3,111</u>
Expenses			
Administration expenses	6	1,016	339
Other operating expenses	7	19	20
Interest expenses on cash accounts		81	123
		<u>1,116</u>	<u>482</u>
Result for the period		<u>7,884</u>	<u>4,178</u>

CASH FLOW STATEMENT for the period 1 January – 30 June 2013

(in thousands of Euro's)

(no audit or limited review is performed)

	30 June 2013	30 June 2012
Cash flows from investment activities		
Net result	7,884	4,178
Realized movements in investments and other assets	-1,424	-1,549
Unrealized movements in investments and other assets	-7,576	-3,111
Purchase of investments and other assets	-22,421	-18,037
Sale of investments and other assets	18,448	20,100
Change in amounts receivable	-2,263	-30
Change in intangible assets	19	20
Change in current liabilities	2,834	-55
	<hr/>	<hr/>
	-4,499	1,516
Cash flows from financial activities		
Issue of shares	5,818	456
Redemption of shares	-1,191	-719
Total cash flows from financial activities	<hr/>	<hr/>
	4,627	-263
Currency results on cash accounts	299	-301
Net increase for the period	427	952
Opening balance	6,549	3,135
Closing balance	6,976	4,087
	<hr/>	<hr/>
	427	952

SELECTED NOTES TO THE REPORT ON THE FIRST HALF OF 2013

General

LSP Life Sciences Fund N.V. (the Fund) is a public limited liability company with the status of an investment company with variable capital organised and established under the laws of the Netherlands on 18 April 2011. The Fund has its statutory seat in Amsterdam, the Netherlands. The Fund is an open-end investment fund listed on Euronext Amsterdam. The Fund is managed by LSP Advisory B.V. as sole managing director of the Fund.

The purpose of the Fund is to achieve capital appreciation by investing in a diversified, yet concentrated portfolio of publicly listed life sciences companies (including biopharmaceutical, specialist pharmaceutical, medical device, drug delivery, vaccine and diagnostic companies).

The Fund qualifies as a tax-exempt investment fund within the meaning of Article 6a of the Dutch Corporate Income Tax Act. Accordingly, the Fund is not subject to Dutch corporate income tax.

Accounting principles

General

The financial year of the Fund corresponds to the calendar year. This report has been prepared in accordance with generally accepted accounting principles in the Netherlands, and in compliance with the financial reporting requirements included in Part 9, Book 2 of the Netherlands Civil Code.

The functional currency of the Fund is Euro and the financial statements are presented in thousands of Euro's except per share data.

To facilitate comparison, the presentation of the comparative figures has been amended where deemed necessary.

Unless specifically specified otherwise the Fund applies the historical cost convention less any value adjustments deemed necessary. Furthermore, the accrual method of accounting has been applied which means that income and expenses are recognised in the period to which they relate rather than the period in which they have been paid or received.

Foreign currency translation

Unless otherwise stated, assets and liabilities denominated in foreign currencies are translated into the Fund's reporting currency at the exchange rates at closing date. Revenues and expenses denominated in foreign currencies are translated into Euro's at rate prevailing at the transaction date. Resulting currency exchange differences are taken into the Profit and Loss account under currency results.

The exchange rates at 30 June 2013, in Euro	
Danish crown	0.13407
British pound	1.16686
Swedish krona	0.11398
United States dollar	0.76929
Swiss Franc	0.81307

Investments

Securities

Investments are recorded at their fair value. The Fund only has investments in listed securities for which fair value is determined at their closing price on the valuation date on the relevant exchanges. Transaction costs in respect of purchase and sale of investments are included in unrealized and realized movements in investments.

Derivatives

Derivatives (warrants) are measured at fair value on initial recognition. After initial recognition, these derivative financial instruments are carried at fair value, with gains and losses recognized in unrealized and realized movements in investments in the Profit and Loss account.

In the absence of a quotation, the fair value of the warrants is calculated using the Black-Scholes Discrete model, taking into account the exercise price of the warrant, the remaining life of the warrant, the vesting period of the warrant, the share price of the underlying security at valuation date, the risk-free interest rate, the expected volatility and the expected dividend yield.

Intangible assets

Establishment expenses are capitalized at the level of the Fund and are amortized over a period of 5 years.

Share premium account

This reserve originates from the issue and from the redemption of shares.

Other assets and liabilities

Cash accounts and liabilities are shown at their nominal value.

Profit and Loss account

Income and expenses are accounted for in the period to which they relate.

Income

Dividends are recognised on an ex-dividend date basis. If the Fund elects to receive a stock dividend in lieu of a cash dividend, an amount equal to dividends not received is included in income. When the Fund receives a stock dividend when there is no cash alternative, an amount equal to the nominal value of the shares issued is included in income to the extent that such stock dividend is regarded as revenue for Dutch tax purposes.

Expenses

Administrative expenses are dealt with on an accrual basis. All expenses are charged to the Profit and Loss account.

Cash Flow statement

The Cash Flow statement is prepared by using the indirect method.

Notes to balance sheet

30 June 2013

31 December 2012

1. Investments

The changes in securities are shown below:

Securities

Market value beginning of period	31,577	29,736
Purchases	22,421	25,835
Sales	-18,448	-29,711
Unrealized price movements	5,384	5,712
Unrealized currency movements	-334	-517
Realized price movements	1,553	192
Realized currency movements	-129	330
Market value at end of period	42,024	31,577

All the securities are listed.

The changes in derivatives are shown below:

Derivatives

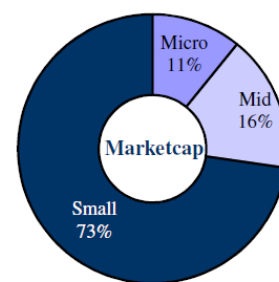
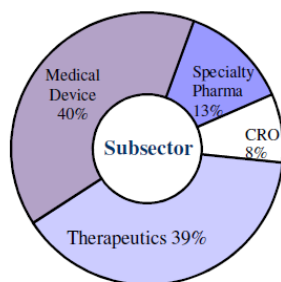
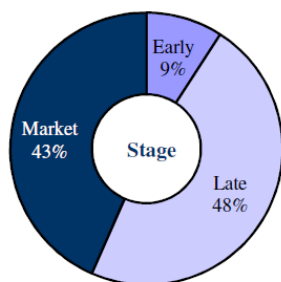
Market value at beginning of period	3,195	-
Purchases	-	345
Unrealized price movements	2,224	2,838
Unrealized currency movements	3	12
Market value at end of period	5,422	3,195

The parameters used for the valuation of the non-listed warrants are:

Parameter	Warrant A
Expiration date	May 2017
Remaining life	3.92 years
Price of underlying share at value date	USD 9.27
Exercise price	USD 3.40
Vesting period	-
Expected dividend yield	0.00%
Expected volatility	100.07%
Rate of yield curve	1.17%

Warrant B held by the Fund as at 31 December 2012 has been exercised on 14 March 2013 with a purchase of 2,000,000 shares of Lombard Medical Technologies PLC at the exercise price of GBP 1.40.

The Fund's investments are classified according to stage, subsector and market capitalization. The breakdown of the Fund's portfolio per 30 June 2013 is shown below.



Stage at period end	2013-06	2012-12
Early Stage	9%	8%
Late Stage	48%	41%
Market	43%	51%

Subsector at period end	2013-06	2012-12
Therapeutics	39%	49%
Medical Device	40%	27%
Specialty Pharma	13%	12%
CRO	8%	12%
Diagnostics	0%	0%

Marketcap at period end	2013-06	2012-12
Microcap	11%	9%
Smallcap	73%	84%
Midcap	16%	7%

30 June 2013

31 December 2012

2. Other assets

Intangible assets

Establishment expenses	195	195
Depreciation	-97	-78
Value at end of period	98	117

The intangible assets consists of the establishment expenses of the Fund that are capitalized at the level of the Fund and are amortized over a period of 5 years. Included in the establishment expenses are legal, accounting and tax advisory costs, incorporation expenses and travel costs.

Cash accounts

The cash at banks are held with KAS BANK N.V. and are available on demand.

3. Shareholders' equity

The authorized share capital of the Fund is Euro 1,000,000 and is divided in 1,000,000 shares with a par value of Euro 1.00 each. The number of issued shares at 30 June 2013 amounts to 435,933.

	30 June 2013	31 December 2012
Issued share capital		
Balance at beginning of period	397	391
Issued	49	18
Redemption	-10	-12
Balance at end of period	436	397
Share premium account		
Balance at beginning of period	39,273	38,727
Issue of shares	5,769	1,676
Redemption of shares	-1,181	-1,130
Balance at end of period	43,861	39,273
Number of issued capital		
Balance at beginning of period	396,581	391,168
Issued	49,793	17,706
Redemption	-10,441	-12,293
Balance at end of period	435,933	396,581
Net Asset Value	53,789	41,278
Number of shares	435,933	396,581
Net Asset Value per share	123.38	104.08
Legal and statutory reserve		
Balance at beginning of period	117	156
Intangible assets (establishment expenses)	-19	-39
Balance at end of period	98	117
Other reserves		
Balance at beginning of period	-6,379	-156
Result appropriation for previous year	7,870	-6,262
Intangible assets (establishment expenses)	19	39
Balance at end of period	1,510	-6,379

	30 June 2013	31 December 2012
4. Current liabilities		
Creditors and accrued expenses		
Interest	13	16
Capital redemption payable to shareholders	12	10
Purchase of investments	2,308	-
Fund operational costs	58	87
Management fee	64	51
Performance fee	543	-
	2,998	164

The creditors and accrued expenses are payable within one year.

Notes to the Profit and Loss account

5. Realized and unrealized movements in investments and other assets

	30 June 2013	30 June 2012
Realized movements on securities		
Realized gains on securities	1,553	1,230
Currency results on securities	-129	319
	<hr/> 1,424	<hr/> 1,549
Unrealized movements on securities		
Change in unrealized gains on securities	5,384	1,915
Currency results on securities	-334	262
	<hr/> 5,050	<hr/> 2,177
Unrealized movements on derivatives		
Change in unrealized gains on derivatives	2,224	1,235
Currency results on derivatives	3	-
	<hr/> 2,227	<hr/> 1,235

Currency results on cash accounts

The Fund makes use of foreign currency cash accounts to (partially) hedge the currency exposure of its investments. During the reporting period the currency results on these cash accounts amounted to a profit of Euro 299 thousand (H1-2012: -301 thousand), whilst the realized and unrealized currency result of the investments amounted to a loss of Euro 460 thousand (H1-2012: +581 thousand). The net currency result of the Fund thus amounted to a loss of Euro 161 thousand (H1-2012: +280 thousand).

	30 June 2013	30 June 2012
6. Administration expenses		
Fund operational costs	126	75
Management fee	347	264
Performance fee	543	-
	<hr/> 1,016	<hr/> 339

Fund operational costs

Fund operational costs include all costs of legal, tax, regulatory, administrative, custody, auditing, reporting and similar services and advices provided to the Fund, the cost of the Fund Agent and Administrator, the costs of supervision of the Fund, all costs incurred in relation to the Fund's Supervisory Board and all costs of communications with and meetings of the investors.

Management Fee

The Fund Manager is entitled to an annual management fee due by the Fund to the Fund Manager equal to 1.5% per annum of the Net Asset Value excluding (i.e. before deduction of) the accrued management fee and performance fee. The management fee accrues on a daily basis by reference to the latest Net Asset Value and is payable by the Fund in arrears as per the last business day of each month.

Performance Fee

The Fund Manager is entitled to receive a performance fee of twenty per cent (20%) of the increase (if any) in the Net Asset Value accrued during each year, adjusted for the direct effect on the Net Asset Value of subscriptions and redemptions of shares and distributions effected during the year concerned, but only to the extent such increase exceeds the hurdle of 8%. The performance fee is furthermore subject to a perpetual high watermark which means that performance fee shall only be payable if, and to the extent that, the Net Asset Value at the end of a year is greater than the highest value of this variable which has been determined at the end of all of the preceding years. The performance fee is calculated and accrues on a daily basis. The performance fee, if any, is payable as per the last valuation day of each calendar year. The initial issue price of Euro 100.00 per share, plus the 8% hurdle since inception amounted to Euro 118.40 at 30 June 2013. The Net Asset Value per share – before performance fee – as of period-end was Euro 124.63, yielding an excess performance of Euro 6.23 per share. The performance fee amounts to 20% of this excess performance, multiplied by the number of shares outstanding results in an accrued performance fee of Euro 543 thousand for the period.

(in Euro per share)	30 June 2013
Net Asset Value (before performance fee)	124.63
Hurdle	118.40
High watermark	n/a
Excess performance	6.23
Performance fee (20% of excess performance)	1.25
Number of shares outstanding	435,933

	30 June 2013	30 June 2012
7. Other operating expenses		
Amortisation of establishment expenses	19	20
	<hr/>	<hr/>
	19	20

The establishment expenses are capitalized at the level of the Fund and are amortized over a period of 5.

Remuneration of the Supervisory Board

The total of remuneration for the members of the Supervisory Board for the period amounts to Euro 21 thousand (H1-2012: 20 thousand).

Personnel

The Fund did not employ any personnel.

Risk factors and risk management

An investment in the Fund involves certain risks and uncertainties relating to the Fund's structure and investment strategy. The Fund has exposure to the following risks from financial instruments:

- Market risks
- Credit risk, including settlement risk
- Liquidity risk
- Operational risks, including preservation and legal and tax compliance risks

The Fund Manager monitors the risks, among other things, on the basis of periodic reports from the fund administrator and the other service providers.

The Fund Manager has been given a discretionary authority to manage the assets in accordance with the Fund's investment objectives. Compliance with the investment restrictions and the composition of the portfolio is monitored by the Fund Manager on a daily basis.

Market Risk

The prices of financial instruments on the financial markets in general and more specifically the prices of financial instruments in the portfolio can increase or decrease as a result of a multitude of factors like expectations of economic growth, inflation and price movements of goods and foreign currencies. In addition the value of the portfolio can vary due to, for example, political and monetary developments. Market risks are increased as a result of limiting the geographic scope of the Fund to Europe (and in part to the United States) as well as the Fund's concentrated sector portfolio. The Fund manager distinguishes the following market risks: (i) price volatility, (ii) concentration risk, (iii) foreign currency risk and (iv) interest rate risk, which are discussed in further detail below.

(i) Price volatility

The stock prices of companies involved in the life sciences industry have been and will likely continue to be volatile. Stock prices and their related financial instruments (e.g. warrants) could be subject to wide fluctuations in response to a variety of factors, including the following:

- General market fluctuations (including the parameters used for valuation of warrants);
- Actual or anticipated variations in companies' operating results;
- Announcements of technological innovations by competitors;
- Changes in financial estimates by securities analysts;
- Changes in the market valuations of life sciences companies;
- Legal or regulatory developments affecting companies in the life sciences industry;
- Announcement by life sciences companies or their competitors of significant acquisitions, strategic partnerships, joint ventures or capital commitments; or
- Additions or departures of key personnel.

Many life sciences companies do not or in the future might not have earnings. As a result, the trading prices of life sciences companies may decline substantially and valuations may not be sustained. Any negative change in the public's perception of the prospects of life sciences companies, generally could depress the stock prices of a particular company regardless of its results. Other broad market and industry factors may decrease the stock price of life sciences stocks, regardless of their operating results.

Market fluctuations, as well as general political and economic conditions such as recession or interest rate or currency rate fluctuations, also may decrease the market price of life sciences stocks. Given the investment objective of the Fund and its inherent sector focus, the price volatility risk is in principle not managed by the Fund Manager.

(ii) Concentration risk

The Fund endeavours to create a concentrated portfolio of life sciences investments that are diversified by sub-sector (indication area or technology), geographic location, type of investment (IPOs, rights offerings, follow-on offerings, PIPEs, direct equity offerings, open market transactions, etc.), business model, area of focus, stage of development, etc. in order to achieve a high level of risk diversification. However, subject to the investment restrictions, investments may be weighted to certain indication and/or technologies and in certain geographic markets within Europe. Events that impact a specific investment, a specific sub-sector or a region may have an impact on the Fund's performance. The investment restrictions put an upper limit to the maximum allocation to a single portfolio company. Furthermore the Fund Manager monitors the concentration levels on a daily basis and will rebalance the portfolio if so required. As at 30 June 2013 the 5 single largest holdings account for 48% of the Net Asset Value of the Fund (year-end 2012: 48%).

(iii) Foreign currency risk

The Fund invests in life sciences companies in various countries. The investments may be dominated in currencies other than Euro and the value of these currencies may fluctuate. Thus, investors in principle will be subject to fluctuations in currency exchange rates. These fluctuations may have a positive or a negative effect on the Net Asset Value. The Fund Manager can make use of a range of financial instruments to (partially) hedge the various currency exposures that result from the portfolio investments. During the reporting period the currency risk of the British pound, Danish crown, Swiss franc and United States dollar was partially hedged by contrary positions on the respective foreign currency cash accounts.

Net currency exposure	at 30 June 2013		at 31 December 2012	
	in Local Currency	in Euro	in Local Currency	in Euro
Danish crown	-569	-76	-	-
Swiss franc	133	108	2	2
British pound	85	99	166	204
Swedish krona	-	-	2,529	295
United States dollar	2,003	1,541	1,011	767

(iv) Interest rate risk

The Fund has no significant exposure to interest rate risk, since all cash accounts have floating interest rates and the Fund does not hold any fixed income securities.

Credit risk

The Fund can be subject to the risk of the inability or refusal of dealers, brokers, clearing and payment institutions, custodians, principals or other service providers, issuing entities or other counterparties to its transactions to duly and timely perform under such services or transactions. Any such shortcoming, failure or refusal, whether due to insolvency, bankruptcy or other causes, could subject the Fund to substantial losses. The Fund Manager mitigates these risks by reviewing the creditworthiness and reliability of all service providers and counterparties and only enters into transactions with those parties that the Fund believes to be creditworthy and reliable. In addition all securities transactions are settled as either receipt or delivery versus payment which further reduces the credit risk. All cash balances, amounting to Euro 6,976 thousand as at 30 June 2013 (year-end 2012: 6,549 thousand), are held with the KAS BANK N.V. which is rated by Standard & Poor's as long term A- and short term A-2.

Settlement risk

The Fund can be subject to the risk of that settlement through a payment system is unable to take place as expected because payment or delivery of the financial instruments is not on time or does not happen at all. For all of its transactions the Fund mitigates this risk by conducting settlements through a broker to ensure that a trade is settled only when both parties have fulfilled their contractual settlement obligations.

Liquidity risk

Liquidity risk is the risk that the Fund will encounter difficulty in meeting obligations arising from its financial liabilities – including redemptions of shares – that are settled by delivering cash or another financial asset, or that such obligations will have to be settled in a manner disadvantageous to the Fund. The Fund Manager actively monitors the maximum possible share redemptions in relation to the Fund's cash position and the level of liquidity of securities in the portfolio and will take corrective action if so required.

Operational risks

Operational risk concerns the risk that the Fund will incur financial losses due to amongst others operational errors, negligence and/or fraud. In general the Fund manages this risk through an adequate administrative organization including segregation of duties and internal controls, which cover these risks.

Preservation risk

To safeguard the assets of the Fund, the Fund uses an independent custodian. Preservation risk is the risk that the assets of the Fund are lost as a result of, among other things, negligence, insolvency or fraudulent actions of the custodian. To monitor and mitigate this risk, the Fund Manager will periodically review the ISAE 3402 Type II report as received from the custodian to assess whether the relevant administrative organization and internal controls are adequate.

Legal and tax compliance risks

Changes in tax legislation in any of the countries in which the Fund has investments, or changes in tax treaties negotiated by those countries, could adversely affect the returns from the Fund to its investors. In the event that the Fund no longer complies with the requirements of a tax-exempt investment fund, the Fund might be subject to Dutch corporate income tax. The Fund Manager, in consultation with its tax and legal advisors, monitors compliance with the relevant rules and regulations.

Transactions with related parties

The Fund Manager, LSP Advisory B.V. qualifies as a related party. In the reporting period the Fund Manager received a management fee of Euro 347 thousand (H1-2012: 264 thousand) and for the reporting period a performance fee of Euro 543 thousand has been accrued for the Fund Manager (H1-2012: none). Employees of the Fund Manager, LSP or its affiliates participate in the Fund against a market price.

Soft dollar arrangements

The Fund will not enter into arrangements with any party regarding kickback payments. Third parties may in relation to the execution of orders by them on behalf of the Fund provide products and services to the Fund manager. During the reporting period the Fund's transactions were conducted under execution-only arrangements with its brokers and the Fund manager has assessed that it received no soft dollar arrangement during the first half of 2013 (H1-2012: none).

Interests of the Supervisory Board and Management

The members of the Supervisory Board and Management had no interests in securities held by the Fund's portfolio as at 30 June 2013 (year-end 2012: no interests).

One member of the Supervisory Board holds a total of 100 shares in the Fund as at 30 June 2013 (year-end 2012: 100 shares).

Employees of the Fund Manager, LSP or its affiliates participate in the Fund against a market price. These persons own in aggregate 14,495 (year-end 2012:14,495) shares in the Fund. The lock-up period as described in the prospectus of the Fund has expired.

Amsterdam, 30 August 2013

The director

LSP Advisory B.V.

OTHER INFORMATION

Statutory income allocation

According to article 22 of the Articles of Association, the Fund Manager will determine which part of the profit will be retained; the remainder of the profit will be at the disposal of the general meeting of shareholders.

Distributions policy

As the investment objective of the Fund is to achieve capital appreciation, frequent and regular distribution of profits or other net proceeds by the Fund are not intended nor anticipated. All net proceeds will in principle be reinvested and the Fund Manager will exercise its right to add profits of the Fund to the Fund's reserves.

Post-balance sheet events

There were no material post-balance sheet events which have a bearing on the understanding of the financial statements.

As at 21 July 2013, a change in the prospectus of the Fund has become effective. The investment restriction below, mentioned in chapter 3 of the prospectus, has been removed:

“The Fund will invest predominantly in companies that are listed on a European stock exchange, with a possibility to invest up to 20% of the Fund's assets (at the time of investment) in companies solely listed on NASDAQ (US)”.